



We are the NCGA

National Corn Growers Association



***“To create and increase opportunities
for corn growers”***





A Brief History



- Founded in 1957 by farmer Walter Goeppinger
- First office was in Boone, Iowa
- Staff and office moved to St. Louis in 1984
- Grower-owned suburban office opened in 2002
- Washington, DC office for policy needs



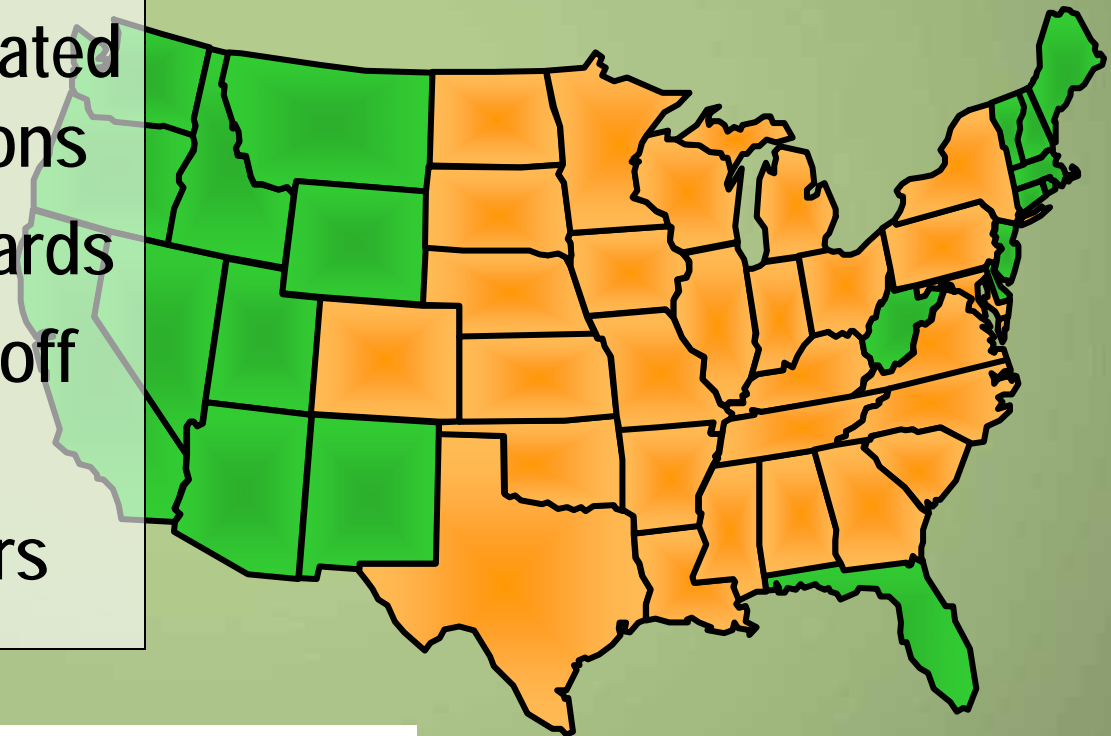
A National Presence

25 Grower-Affiliated
State Associations

23 Checkoff Boards

300,000+ Checkoff
Investors

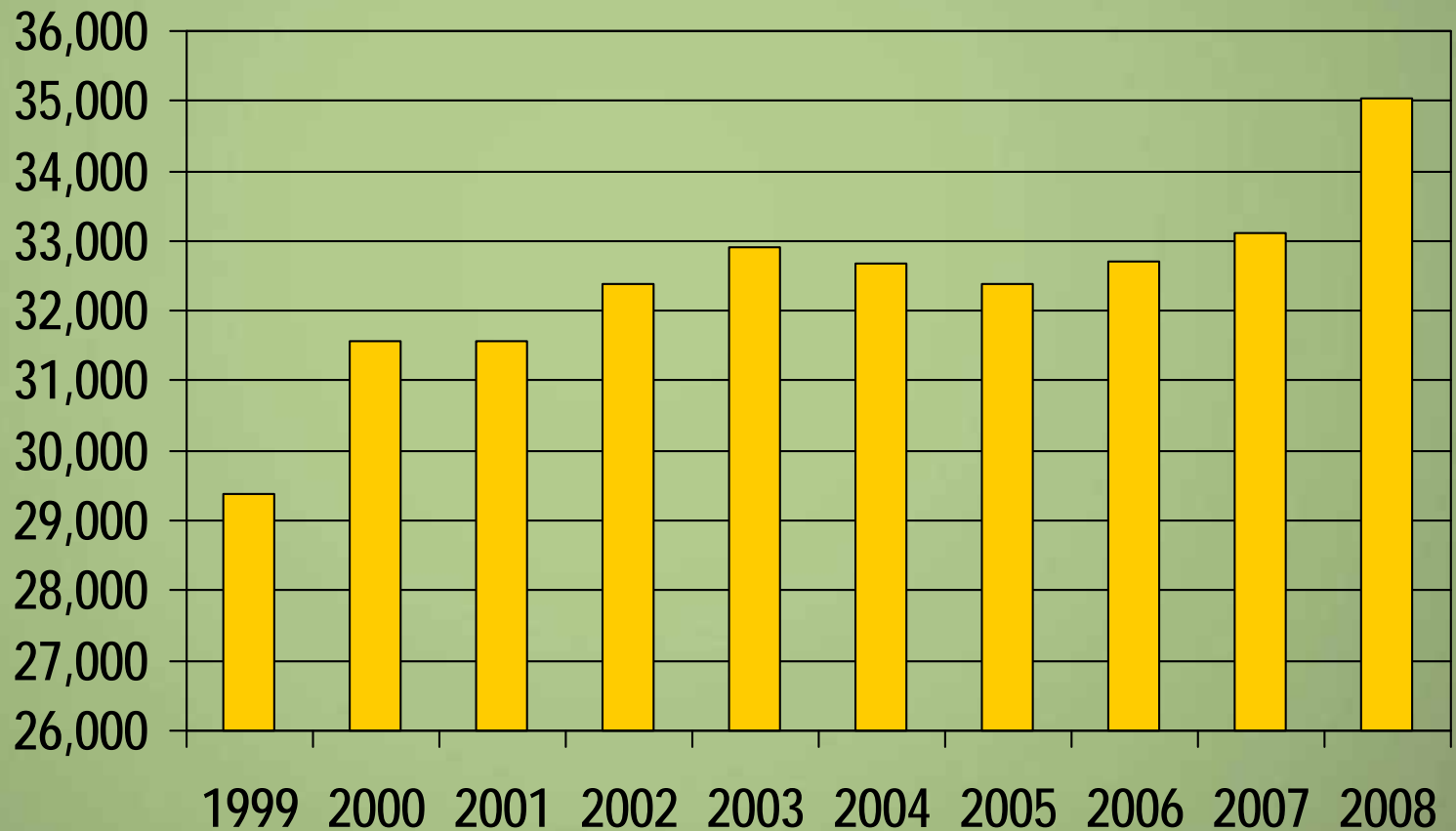
35,000+ Members





Membership Trend

National Corn Growers Association





Our Budget

- Checkoff funds accounted for 68% of NCGA's budget in FY 2008
 - Industry Support: 7%
 - Corn Yield Contest: 7%
 - Membership Fees: 7%
 - Corn Utilization Technology Conf.: 5%
 - Commodity Classic: 3%
 - Government Grants: 2%
 - Interest: 1%





Checkoff Funds

- 23 states presently have state-level checkoff programs
- Growers pay a certain amount per bushel when they sell their corn at market
- They can request a refund if they do not wish to participate
- Corn has no nationwide checkoff program as many other commodities do





NCGA Grows Checkoff Investments into Valuable Outputs

Outputs (Opportunities for Corn)
Creating New Markets
Voice for Corn Growers
Educational Programs
Developing Future Leaders
Sowing Seeds for Your Future

The NCGA Machine
Staff (Industry Expertise)
D.C. and St. Louis Facilities
Grower Leader Governance

Inputs
Checkoff Revenues
Grower Volunteer Time
Other Resources

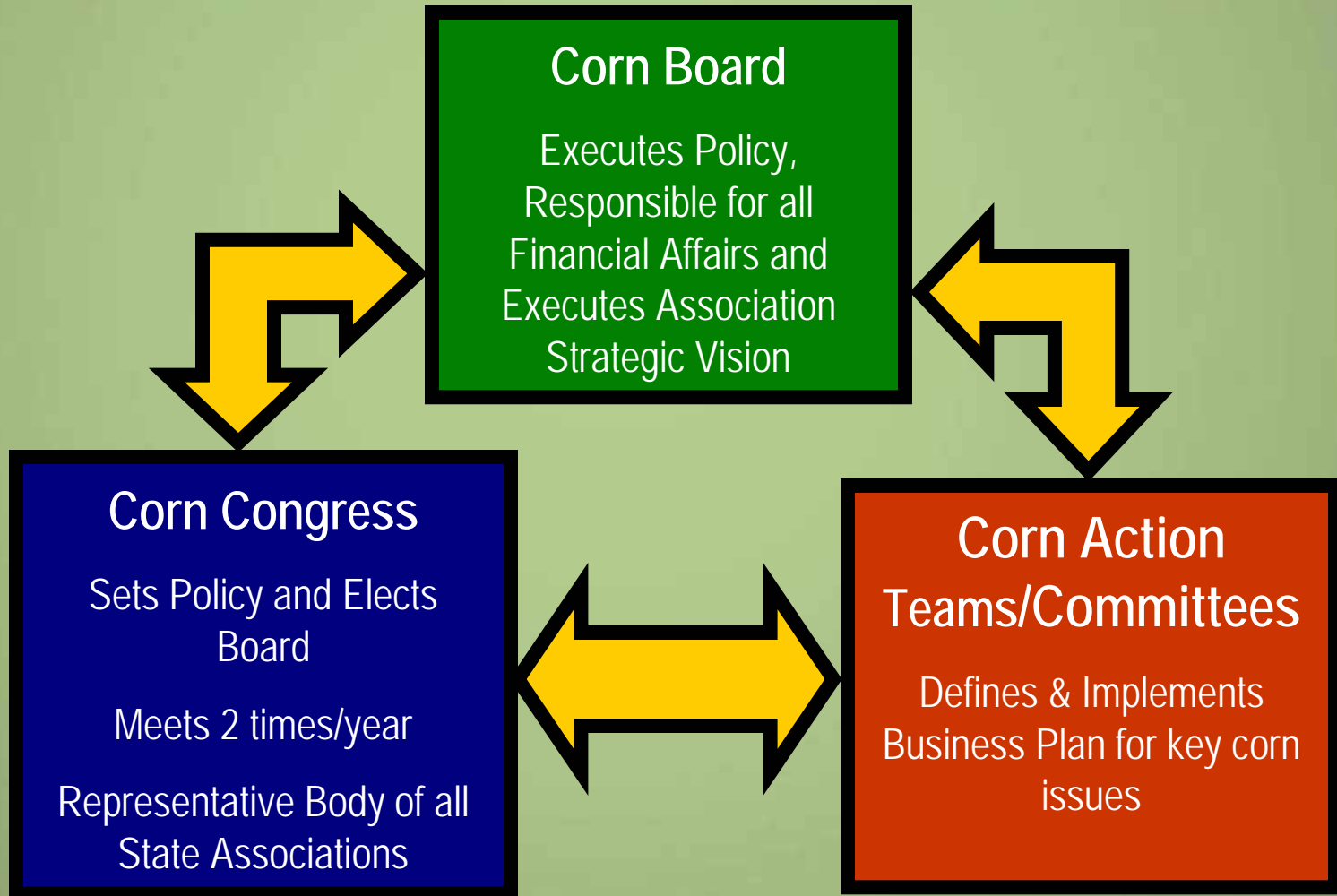


NCGA – What Sets Us Apart



- Corn Focused
- Grassroots Organization
- Cover the Entire Spectrum of Corn Issues Every Day

How NCGA Works For Corn Producers





NCGA Volunteer Teams and Committees



- Biotechnology Working Group (BWG)
- Ethanol Committee (EC)
- Grower Services Action Team (GSAT)
- Production and Stewardship Action Team (PSAT)
- Public Policy Action Team (PPAT)
- Research and Business Development Action Team (RBDAT)
- Joint Trade Policy A-Team (JTPAT)

Biotechnology Working Group

- Biotechnology Government Outreach
- Biotechnology Industry Outreach
- Domestic and International Education
- Farmer to Farmer Information Initiative
- Insect/Weed Resistance Management (IRM and WRM)
- Know Before You Grow
- Tracking and Monitoring PMP Issues



Ethanol Committee

National Corn Growers Association



- DDGS Market Promotion & Education
- Ethanol Education and Promotion
- Ethanol Public Policy
- New Ethanol Uses Development
- NCGA Renewable Energy Fund

Grower Services

- Membership Benefits
 - Dell Computer
 - Ford Motor Company
 - Agristar Satellite Internet
- Grower Services Online Learning Library
- Leadership Training Opportunities



Production & Stewardship

- NCYC – Largest Ag Production Competition
- Conservation and the Environment
- Domestic Livestock Production
- General Transportation
- Mycotoxin Task Force
- Upper Mississippi River
- Water Quality and TMDL Regulation



Public Policy



- **Farm Bill Implementation**
 - ACRE Program
- **Risk Management Policy Review and Reform**
 - Help enact stronger and more effective risk management tools and alternatives
- **NCGA Grassroots input thru PPAT**

Research and Business Development

- Biodiesel Formation Utilizing Reactive Distillation Program
- Bioproducts Market Development
- Ethanol Platform Development Program
- Maize Genome Program
- Technology and Commercial Development Center

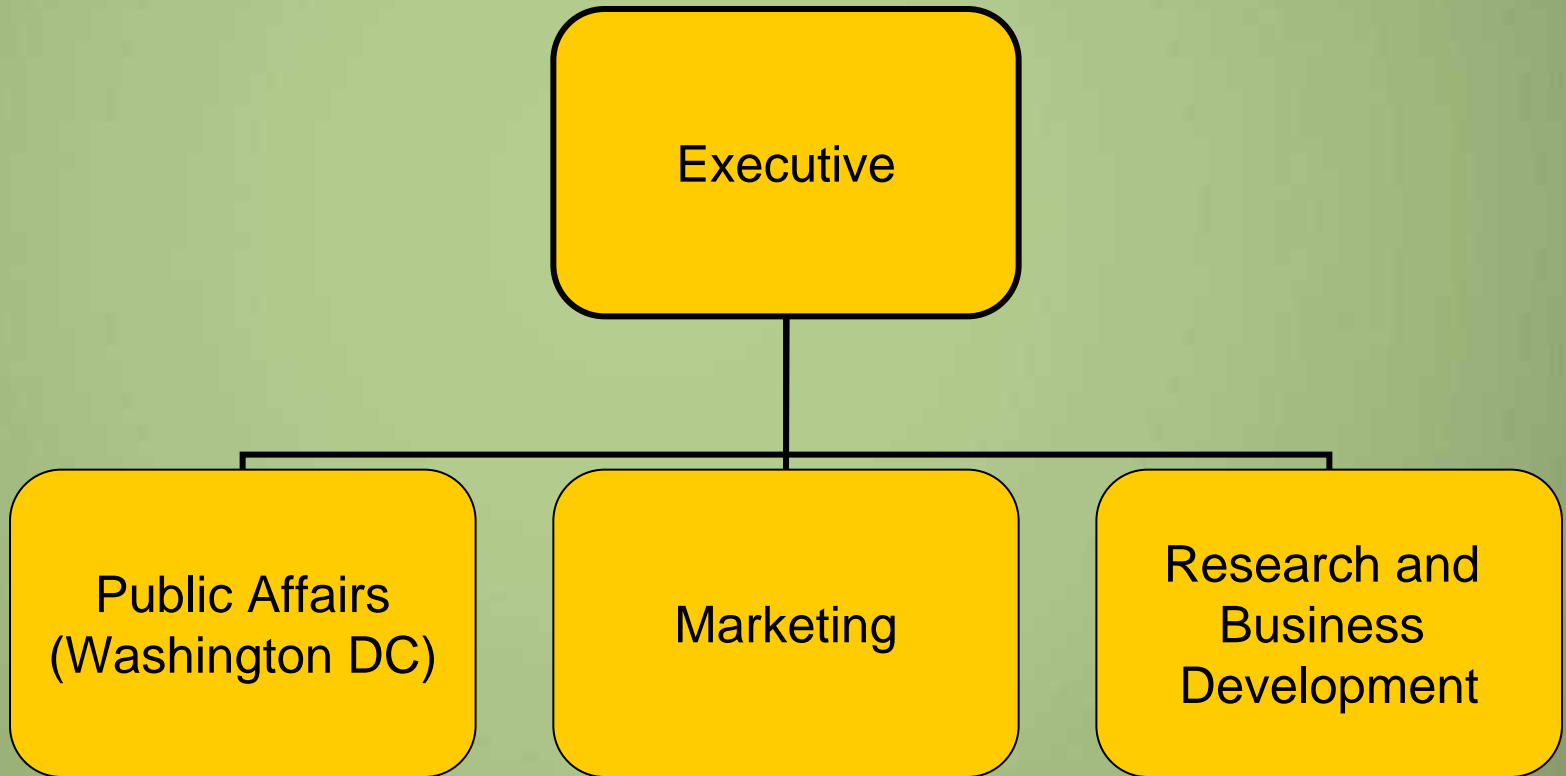


Joint Trade Policy A-Team

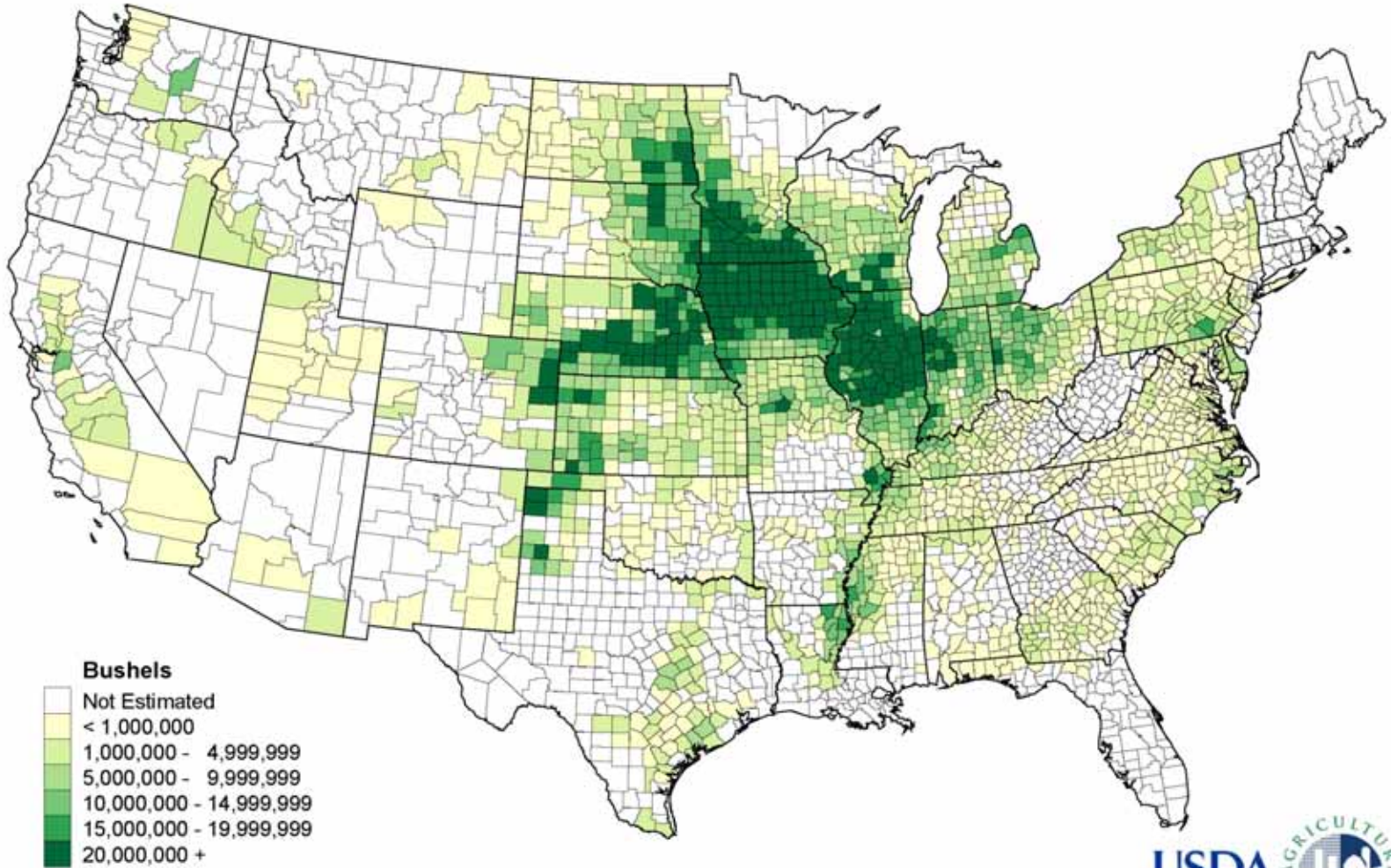


- Joint Trade Team with USGC
- Potential WTO litigation against domestic corn program market access issues
- Free trade agreements
- Doha round of negotiations
- Urea tariff issue

NCGA Staff Organization



Corn for Grain 2007 Production by County



2008 Corn Supply and Demand

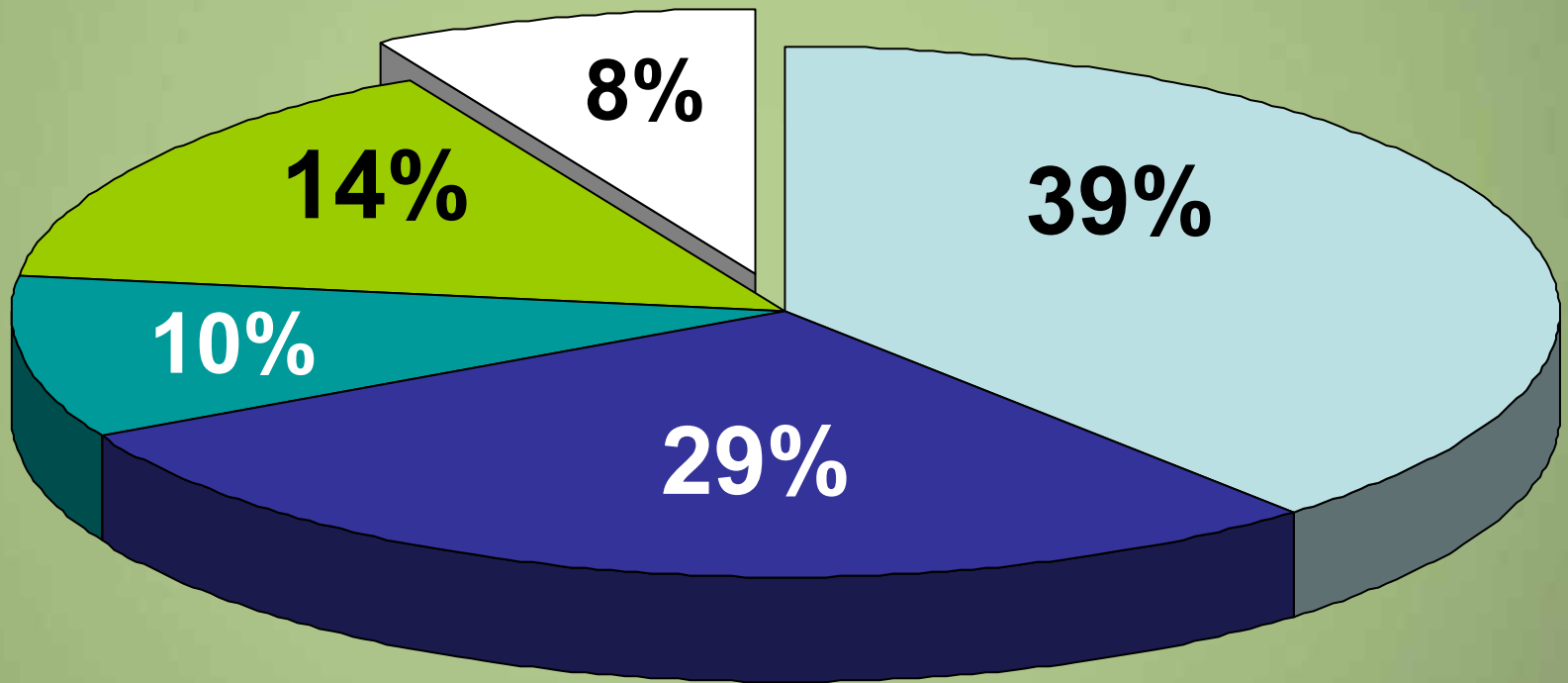
<i>As of Nov. 10</i>	US	Metric
Area Planted	85.9 mil ac	34.8 mil ha
Area Harvested	78.2 mil ac	31.6 mi ha
Corn Production	12 bil bu	305.7 mmt
Average Yield	153.8 bu/ac	9.67 mt/ha
Total Supply	13.7 bil bu	347.3 mmt

Revised Numbers to be Released Dec. 11.



2008 Corn Supply and Demand

National Corn Growers Association



Feed/Residual

Ethanol/Coproducts

Food/Seed/Other

Export

Ending Stocks

NCGA's 15x15x15 Vision



- 15 billion bushels of corn
- 15 billion gallons of ethanol
- By the year 2015



For More Information...

Visit

www.ncga.com



National Corn Growers Association



Thank You

